

VGN™

STAINLESS STEEL PIPE FITTINGS HIGH GRADE SS304



MONO HARDWARE SDN BHD (1008657-M)

No. 1, Jalan Spring 34/33, Seksyen 34, 40470 Shah Alam,
Selangor Darul Ehsan, Malaysia.

Tel : +603-5131 9722 Fax : +603-5131 8722

Email : monohardware@gmail.com



FEATURES

- Self healing properties of stainless steel fittings help reduce the penetration of rust / corrosion and eliminate damage to the fitting.
- Stainless steel fittings retain their strength in extreme heat and extreme cold conditions.
- Fitting surface is easy to maintain and keep clean.
- Easy cleaning capabilities make these fittings perfect for food processing and other hygienic areas where wash downs are common.
- Superior strength and durability greatly reduce replacement of fittings - this will lower your total cost of ownership and increase your return on investment.
- Stainless steel fittings do not require harsh environment-damaging cleaners to keep them looking like new.

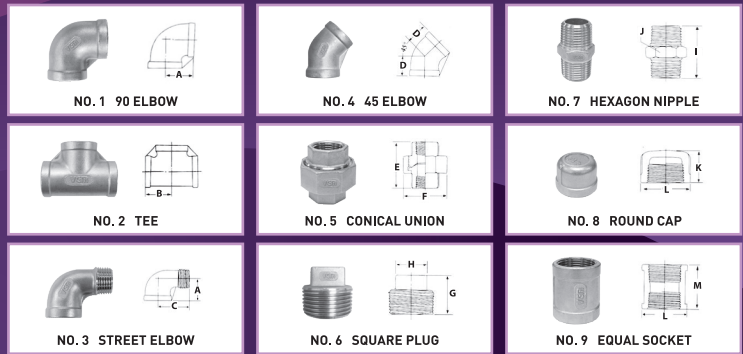
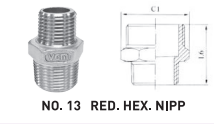



FIG NO	1,3	2	3	4	5	5	6	6	7	7	8	8,9	9
PIPE SIZE	A	B	C	D	E	F	G	H	I	J	K	L	M
1/2	27	27.2	37	21	41	39	18	11	42	23	21.4	27.5	34.5
3/4	31.5	32	43	25	46	48	20	17	45	29	22	32.7	38.9
1	36.5	38	52	29	52	54	23	19	49	36	26	40.5	43.6
1 1/2	42.5	45	59	33	57	66	29	22	54	45	28	49.5	50
1 1/2	47.5	48.1	64	37	60	72	30	22	56	51	32	56	53.5
2	56	57	74	42	69	88	36	27	65	63	33.5	67.5	62.5
2 1/2	68	69	87	49	79	107	39	32	76	78	39	82.8	71.4
3	77.5	78	98	54	86	121	44	36	80	92	42	97	76.5
4	93	96	118	65	104	146.5	58	41	86	118	45	123	86.5

* All dimensions are in "mm" unless otherwise stated



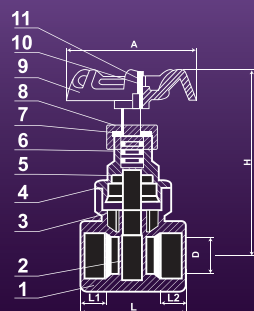
SIZE 1	SIZE 2	L1	L2	L3	L4	L5	D1	L6	C1	L7	C2
1/2	1/8					34	28	38	23	21	24
	1/4			24	24	34	28	38	23	21	24
	3/8			24	26	34	28	39	23	21	24
3/4	1/4					38	33	40.5	30	24	30
	3/8			28	28	38	33	42	30	24	30
	1/2	29	30	29	30	38	33	45	30	24	30
1	1/4					42	41	43.5	36	27	35
	3/8					42	41	44	36	27	35
	1/2	32	33	32	33	42	41	48	36	27	35
	3/4	34	35	34	35	42	41	50	36	27	33.5
1 1/4	3/8					48	51			30	45
	1/2			38	39.5	48	51	49	46	30	45
	3/4	38	40	38	40	48	51	52	46	30	45
	1	40	42	40	42	48	51	54	46	30	45
1 1/2	1/2	35	41	35	41	51	57	51	50	32	50
	3/4					51	57	53	50	32	50
	1	42	45	42	45	51	57	57	50	32	50
	1 1/4			45	48	51	57	59	50	32	50
2	1/2	35	47	42	47	58	70			36	62
	3/4			42	47	58	70	55.5	63	36	62
	1	42	51	42	51	58	70	61	63	36	62
	1 1/4	42	48	48	54	58	70	63	63	36	62
	1 1/2	49	55	49	55	58	70	64	63	36	62
2 1/2	1					65	88	64	78	39	78.5
	1 1/4					65,5	78	39	78,5		
	1 1/2					65	88	67,5	78	39	78,5
	2					65	88	70,5	78	39	78,5
3	1 1/4							69	92	44	89,5
	1 1/2							70	92	44	92
	2							73	92	44	92
	2 1/2							80	92	44	92,5
4	1 1/4								51	117,5	
	1 1/2							73	117	51	117,5
	2							76	117	51	117,5
	2 1/2							83	117	51	117,5
	3							84	117	51	117,5

* All dimensions are in "mm" unless otherwise stated

V&G GATE VALVE

Compliance to BS EN 12288:2010
Pressure test BS EN 12266-1

1/2" - 4"
Minimum and maximum working temperature
-10°C to +110°C
The working pressure PN16 bar / 232 psi



PRODUCT DISPLAY

SPEC	D	A	H	L	L1	L2
1/2"	15	54	78.6	44	10.5	10.5
3/4"	19	54	83	49	12	12
1"	24	58	96.3	55	13	13
1 1/4"	29	72	103.8	56	14	14
1 1/2"	36	72	116	62	15	15
2"	47	78	133.5	72	17.5	17.5
2 1/2"	54	98	156	76.5	18	18
3"	65	108	182	77.5	19	19
4"	86.5	126	226.5	93.5	21.5	21.5

SPECIFICATION

NO	PART NAME	MATERIAL
1	BODY	BRASS
2	WEDGE DISC	BRASS
3	SCREW	BRASS
4	GASKET	PTFE
5	LOCK CAP	BRASS
6	O-RING	EPDM
7	PACKING	BRASS
8	PRESSING CAP	BRASS
9	HANDWHEEL	AL
10	NAME PLATE	AL
11	NUT	304

Suitable for hot and cold water, compressed air,
oils, non-corrosive fluids and steam.

